

AN EMERGING NORTH AMERICAN GOLD EXPLORER & DEVELOPER

USA

Fremont (California)

Flagship Path to Production:

100% owned, California

- Brownfield **3.3K acres** private land in the prolific Mother Lode Gold belt - +50Moz historic production.
- **Feb. 2023 PEA Release:**
11-year Mine Life @ 118,000 oz gold per year; US\$1,162/oz AISC; and After-Tax NPV5% of US\$217M
- Multi Million Ounce Growth Potential
- **Permitting work in progress**
- Historic mining district produced **+100Moz Au (placer+lode)**
- Developed **Infrastructure**



Canada:

Early-stage Exploration

McIntyre Brook (New Brunswick)

- 120km² Land in 'Triple Fault Gold Belt'
- Emerging new gold district similar to New Found Gold camp.
- Surrounded by **Puma Exploration** Williams Brook Project (5.55 g/t gold over 50m, Sept. 2021)

Golden Culvert (Yukon)

- District-scale, high-grade, near-surface
- 24 km trend (only **20%** explored)
- Avg. grade from 93 surface samples of **13.3 g/t Au**; up to **320 g/t**
- Near Seabridge Gold's 3 Acres - **5,401 g/t gold discovery in 2003**

FREMONT GOLD – PEA BASE CASE HIGHLIGHTS



Preliminary Economic Assessment Highlights (At \$1,750 per ounce gold)

\$217 million



NPV 5% post-tax

21% IRR



Post-tax

4.2 years



Payback

118,000 oz/yr



Avg production over 10 years

1,303,000 oz



LOM production at 2.4 g/t

\$1,162/oz



Low AISC

M&I Resources

1.2 Moz

19.0Mt at 1.9 g/t gold

Inferred Resources

2.0 Moz

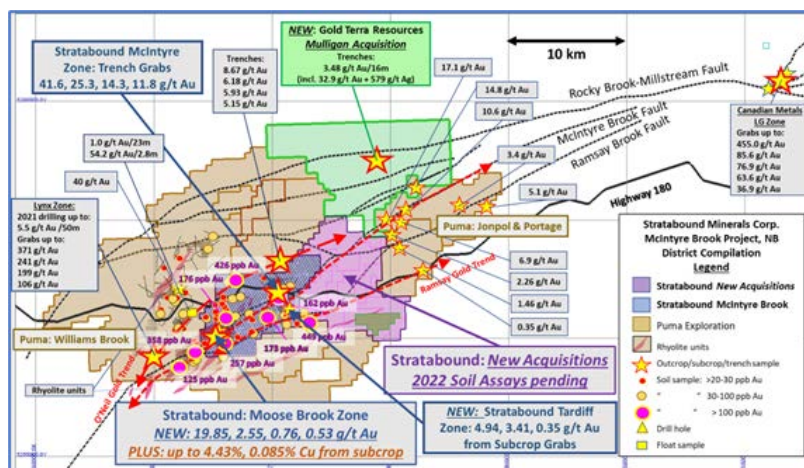
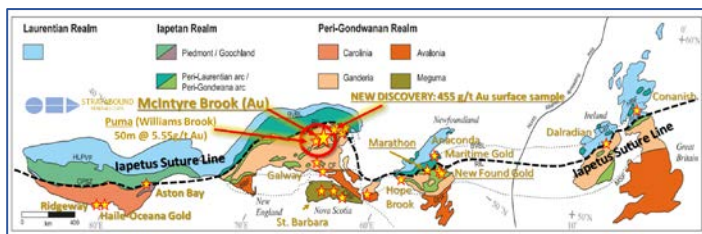
28.3 Mt at 2.2 g/t gold

Further improvements



And exploration potential

MCINTYRE BROOK – EMERGING NEW GOLD DISTRICT

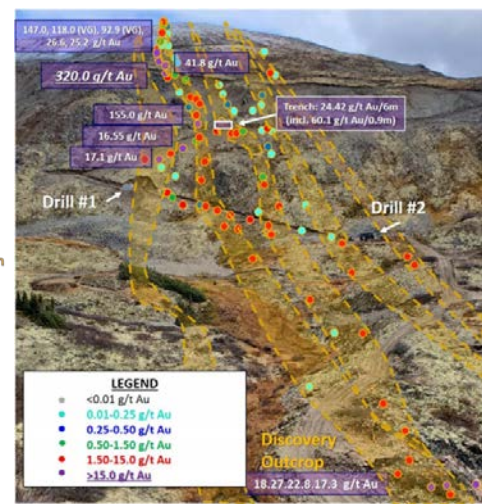
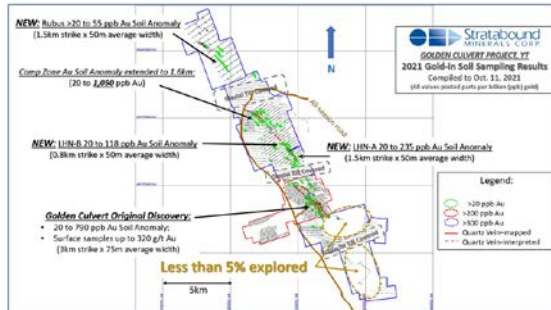


- 120km² in "Triple Fault Gold Belt", New Brunswick
- With geological comparisons to **New Found Gold's** Queensway Project in eastern Newfoundland
- Flanked by Puma, Gold Terra and Canadian Metals new discoveries

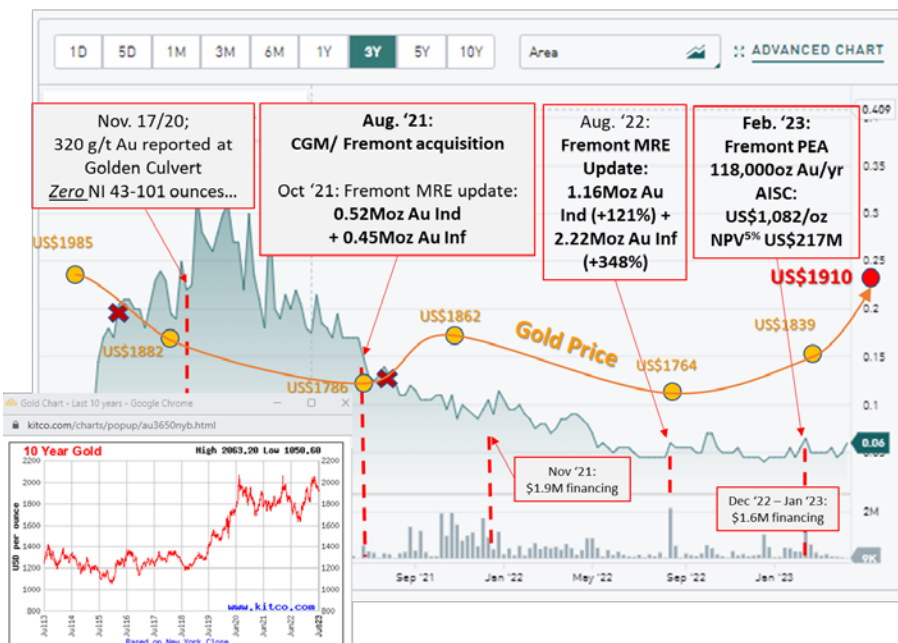
GOLDEN CULVERT, TOMBSTONE GOLD BELT, YUKON

District-scale, high-grade, near-surface gold

- 24 km trend (only 20% explored)
- Avg. grade from 93 surface samples of **13.3 g/t Au**; up to **320 g/t**
- Near Seabridge 3 Aces - **5,401 g/t gold discovery in 2003**



SUCCESSFULLY MAKING MILESTONES – RE-RATE OPPORTUNITY



Fremont Feb. 15, 2023 PEA:

**Net Present Value (@5% after tax)
of US\$217M @ US\$1,750/oz
Au...**

vs.

**Market Capitalization of
US\$5.9M...**

**... A 100% market
discount to US\$217M
Net Asset Value!**

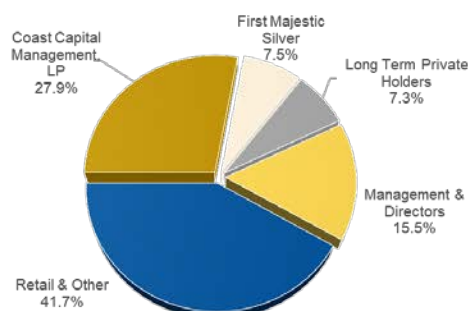
**... for Fremont alone,
not including other
assets!**

HIGH INSIDER & CONCENTRATED OWNERSHIP

Capital Structure Aug. 31, 2023

Tickers	TSX-V: SB OTCQB: SBMIF
Share Price (Aug. 31 2023)	C\$0.025
52-Week Trading Range	C\$0.04–C\$0.09
Basic Shares Outstanding	219M
Options	16.7M ¹
Warrants	5.6M ²
FD Shares Outstanding	241.3M
Market Capitalization (Basic)	C\$5.5M
Cash and Short-Term Investments	C\$0.1M
Debt	C\$4.4M ³
Enterprise Value (Basic)	C\$9.8M
Enterprise Value per oz Au	US\$2.04 per oz

Share Ownership



Share Price and Volume (Last 12 Months)



**Management, directors and long-term
strategic investors own ~58.3%**

**Market yet to recognize the value of
Stratabound's February 2023
Fremont Gold Project PEA**